



District Report Card: 2017


State: Odisha	District: Nabarangpur
Class: 8	Subject: Language
Schools: 50	Students: 1247


Participation/Coverage


Students

<div>GENDER</div> <div></div>	Boys		Girls	
	Number	%	Number	%
	622	49.88	625	50.12

<div>AREA</div> <div></div>	Rural		Urban	
	Number	%	Number	%
	1142	91.58	105	8.42

<div>CATEGORY</div> <div></div>	SC		ST		OBC		GEN	
	Number	%	Number	%	Number	%	Number	%
	209	16.76	775	62.15	199	15.96	64	5.13

<div>CWSN</div> <div></div>	LD	VI	HI	S&LD	ID	Oth
	1	2	1	2	0	338

<div>Management</div> <div></div>	Government		Government-aided	
	Number	%	Number	%
	1193	95.67	54	4.33

Average Performance of Students in Language (%)

Overall	Gender		Area		Management		Social Group			
	Male	Female	Rural	Urban	Govt.	Aided	SC	ST	OBC	GEN
56.02	56.03	56.00	56.01	56.13	56.27	50.37	54.19	56.15	55.68	61.46

Performance on Learning Outcomes (LOs)

Learning Outcomes	Description	Average Performance(%)
L813	Read textual/non-textual materials with comprehension and identifies the details, characters, main idea and sequence of ideas and events while reading	56.02

Range of Performance of Students who Answered Correctly							
Below 30%		30% - 50%		50% - 75%		Above 75%	
Number	%	Number	%	Number	%	Number	%
179	14.35	337	27.02	469	37.61	262	21.01

Lowest Performing Learning Outcomes (LOs)

1 - Read textual/non-textual materials with comprehension and identifies the details, characters, main idea and sequence of ideas and events while reading (56.02)